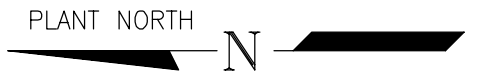


DRAWING LIMIT

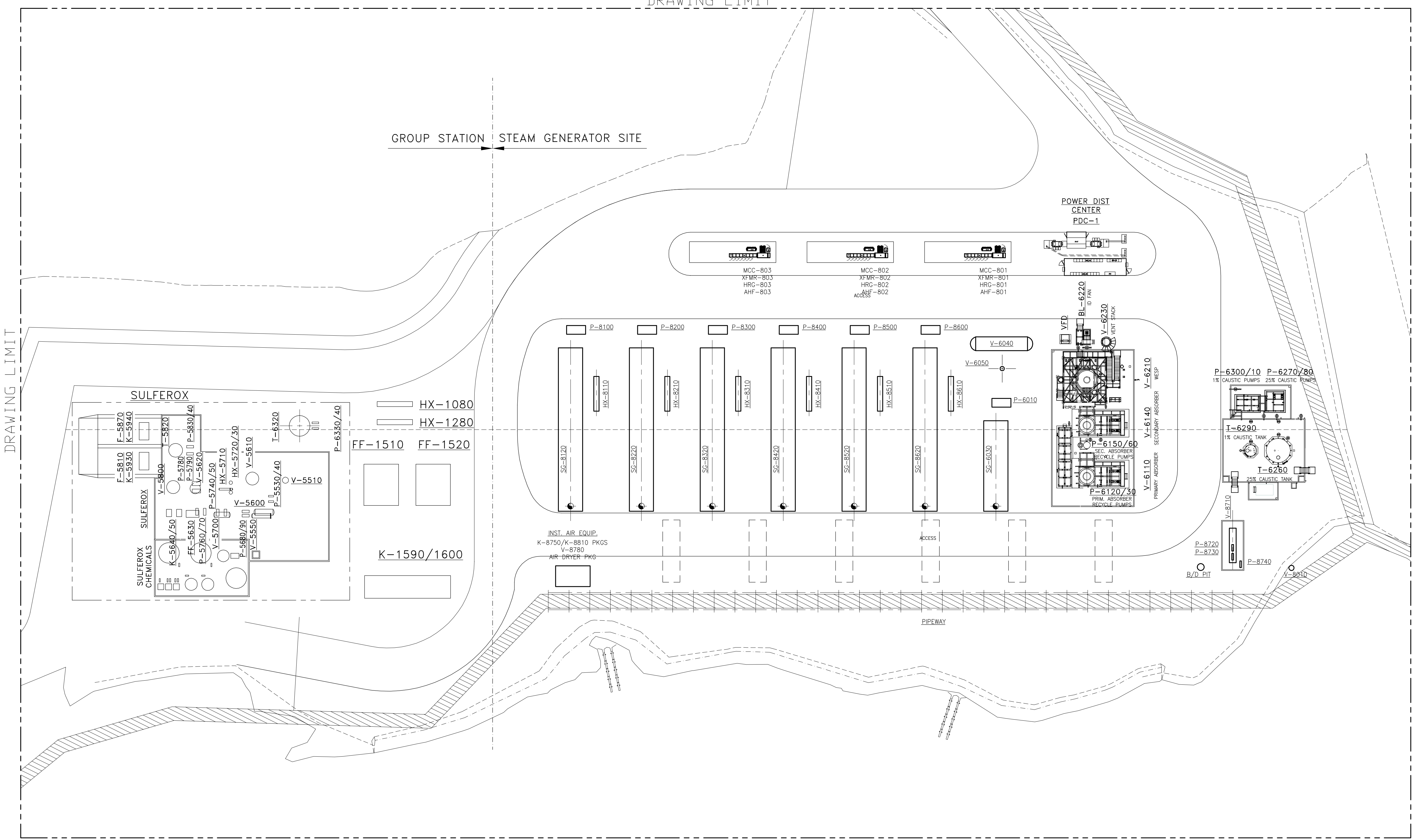


GROUP STATION STEAM GENERATOR SITE

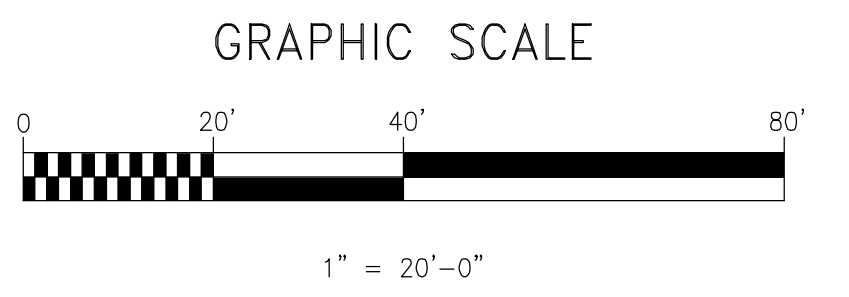
DRAWING LIMIT

DRAWING LIMIT

DRAWING LIMIT



**NOTES:**  
 1. TAGS TO ANCILLARY AND MINOR EQUIPMENT NOT SHOWN. REFER TO PFD'S FOR DETAIL LISTING.



**NOT ISSUED  
FOR CONSTRUCTION**

DWG NUMBER	TITLE

**T.J. CROSS AUTOCAD CONTROL**

SCALE: 1" = 30'-0" FILE: 13186/072-13-061Ams  
 PLOT AT: - LAYER(S): -  
 ENGINEER: MWZ CHANGED BY: JWJ  
 DATE STARTED: 09/26/13 LAST CHANGED: 02/18/16

DATE	REV	DESCRIPTION	BY	APPR	AERA ENG
03/04/16	2	RE-ISSUED FOR PERMIT	JWL	DBJ	PT
11/02/15	1	RE-ISSUED FOR PERMIT	ECM	MWZ	PT
08/15/14	0	ISSUED FOR PERMIT		MWZ	EP

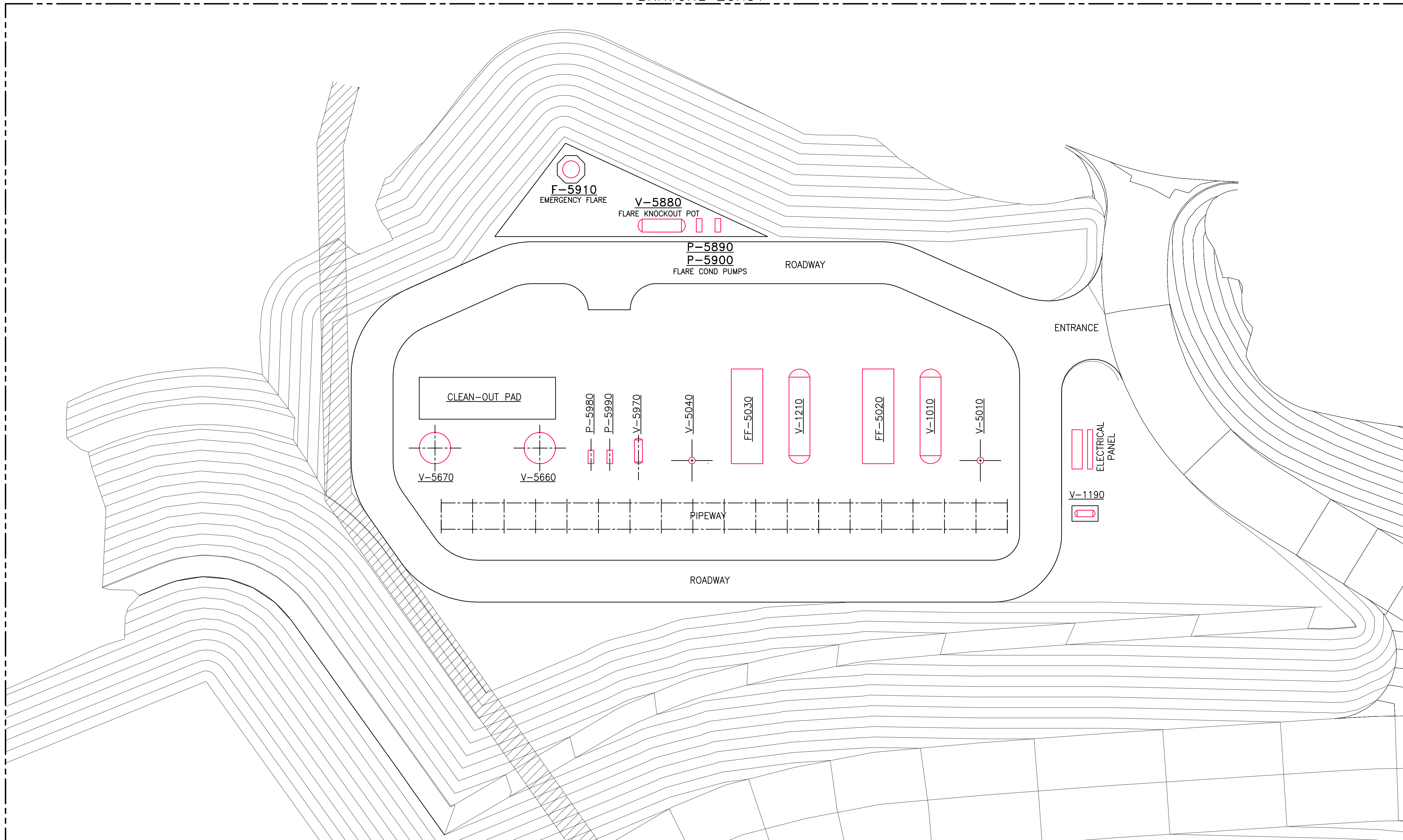
AERA			
PLOT PLAN - STEAM GENERATOR SITE & GROUP STATION FIELD REDEVELOPMENT PROJECT SECTION 30 T9N R32W EAST CAT CANYON FIELD - SANTA BARBARA COUNTY - CA			
AERA ENGINEER:	ERIC PAULSON	DATE:	09/26/13
CO. ENGINEER:	TJCROSS ENGINEERS, INC.	ORIGINAL DWG NO.	
PROJ. MGR:	ALI GOKGOZ		
DESIGNED BY:	TJCROSS ENGINEERS INC.	NO.	072-13-061A
DRAFTED BY:	MARK ZIMMERMAN		
ECCN NO.	EAR99	CAD FILE NO.	072-13-061Ams
		SCALE:	NONE
		REV.	2

DRAWING LIMIT



DRAWING LIMIT

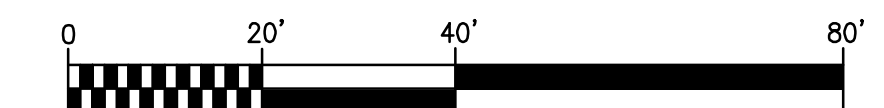
DRAWING LIMIT



NOTES:

1. TAGS TO ANCILLARY AND MINOR EQUIPMENT NOT SHOWN. REFER TO PFD'S FOR DETAIL LISTING.

GRAPHIC SCALE



1" = 20'-0"

NOT ISSUED  
FOR CONSTRUCTION



T.J. CROSS AUTOCAD CONTROL  
 SCALE: 1" = 20'-0" FILE: 13186/072-13-062Ams  
 PLOT AT: - LAYER(S): -  
 ENGINEER: MWZ CHANGED BY: JJM  
 DATE STARTED: 04/23/14 LAST CHANGED: 02/19/16

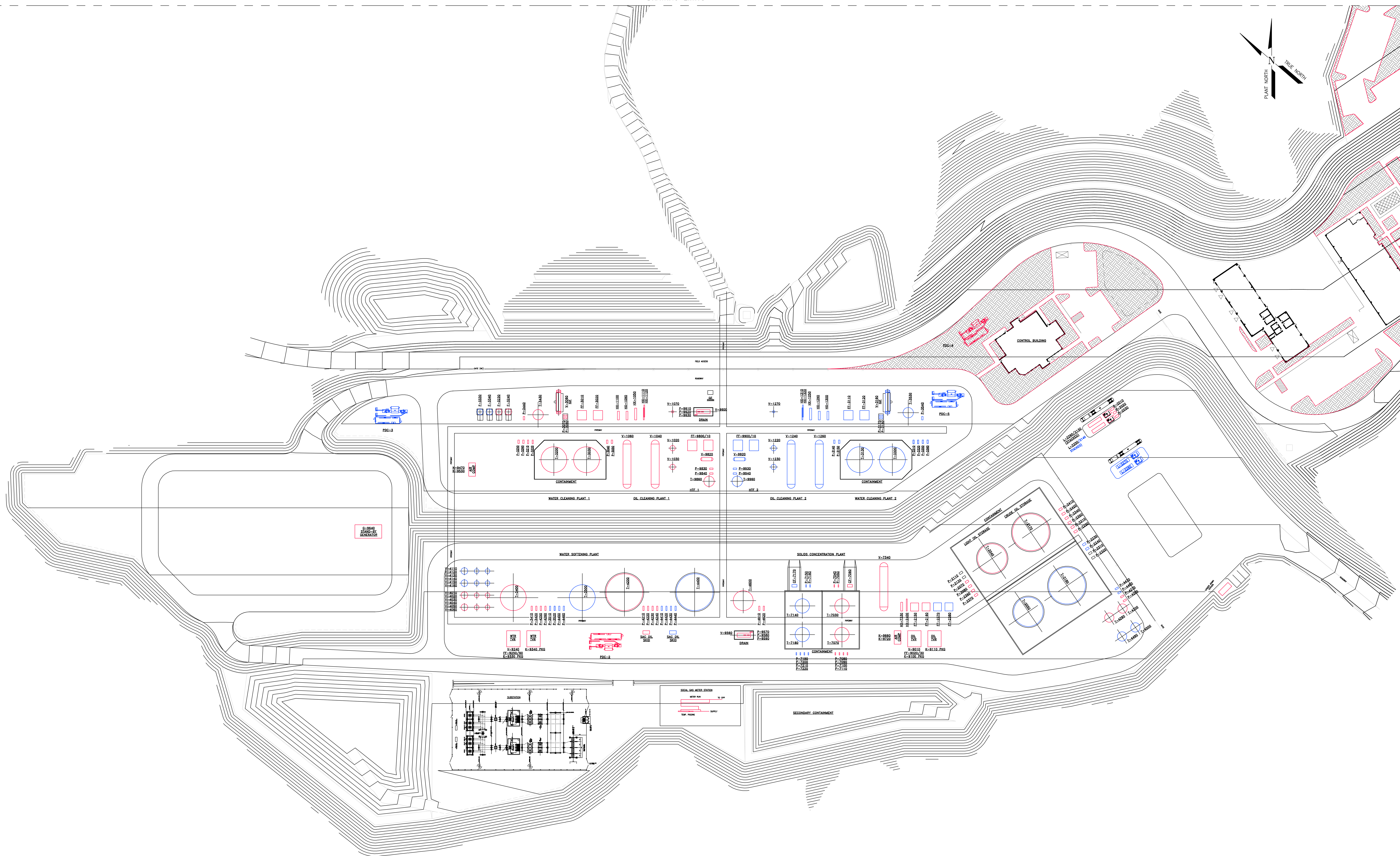
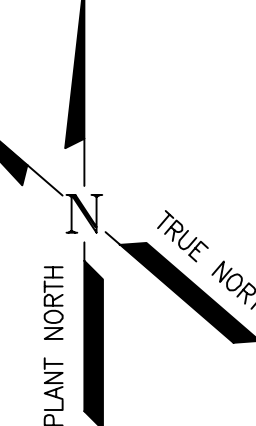
DATE	REV	DESCRIPTION	BY	APPR	AERA ENG
03/04/16	2	REVISED IFP	JWL	DBJ	PT
11/02/15	1	RE-ISSUED FOR PERMIT	ECM	MWZ	PT
08/15/14	0	ISSUED FOR PERMIT		MWZ	EP



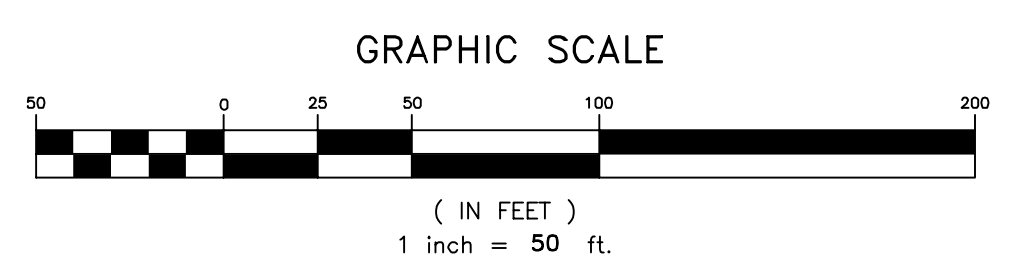
PLOT PLAN - GROUP STATION FIELD REDEVELOPMENT PROJECT SECTION 30 T9N R32W EAST CAT CANYON FIELD - SANTA BARBARA COUNTY - CA	
AERA ENGINEER: ERIC PAULSON CO. ENGINEER: TJCROSS ENGINEERS, INC. PROJ. MGR: ALI GOKGOZ DESIGNED BY: TJCROSS ENGINEERS INC. DRAFTED BY: MARK ZIMMERMAN ECCN NO. EAR99	DATE: 04/23/14 ORIGINAL DWG NO. NO. 072-13-062A CAD FILE NO. 072-13-062Ams
SCALE: NONE	REV. 2

DWG NUMBER	TITLE

DRAWING LIMITS



NOTES:  
1. TAGS TO ANCILLARY AND MINOR EQUIPMENT NOT SHOWN. REFER TO PFD'S FOR DETAIL LISTING.



DRAWING LIMITS

NOT ISSUED  
FOR CONSTRUCTION

DWG NUMBER	TITLE

T.J. CROSS ENGINEERS		AERA	
T.J. CROSS AUTOCAD CONTROL SCALE: 1" = 50'-0" PLOT AT: 1:1 ENGINEER: MWZ DATE STARTED: 12/30/13		FILE: 13186/073-13-063ams LAYER(S): CHANGED BY: EDM LAST CHANGED: 11/02/15	
03/04/16	2	RE-ISSUED FOR PERMIT	ECM MWS EWP
11/02/15	1	RE-ISSUED FOR PERMIT	ECM MWZ PT
08/15/14	0	ISSUED FOR PERMIT	IDU MWZ EP
05/30/14	A	ISSUED FOR REVIEW	IDU MWZ EP
DATE	REV	DESCRIPTION	BY APPR AERA ENG
AERA ENGINEER: ERIC PAILSON CO. ENGINEER: TJCROSS ENGINEERS, INC PROJ. MGR: ALI GOKGOZ DESIGNED BY: MARK ZIMMERMAN DRAFTED BY: ISAC URBINA ECCN NO. EAR99		DATE: 05/28/14 SCALE: 1" = 50'-0" ORIGINAL DWG NO. NO. 072-13-063B REV. 2 CAD FILE NO. 072-13-063A.mxd	