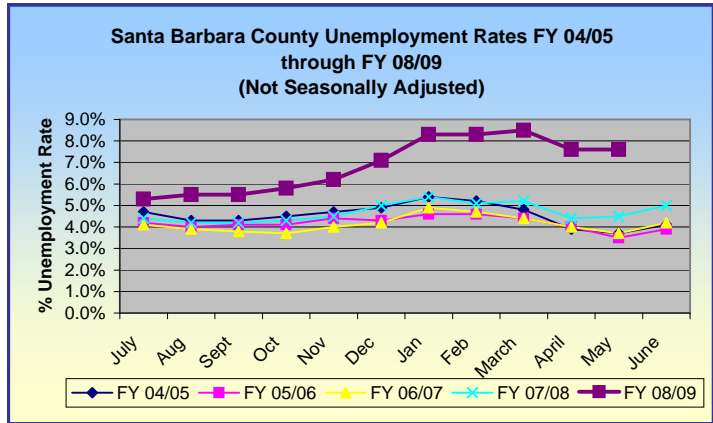




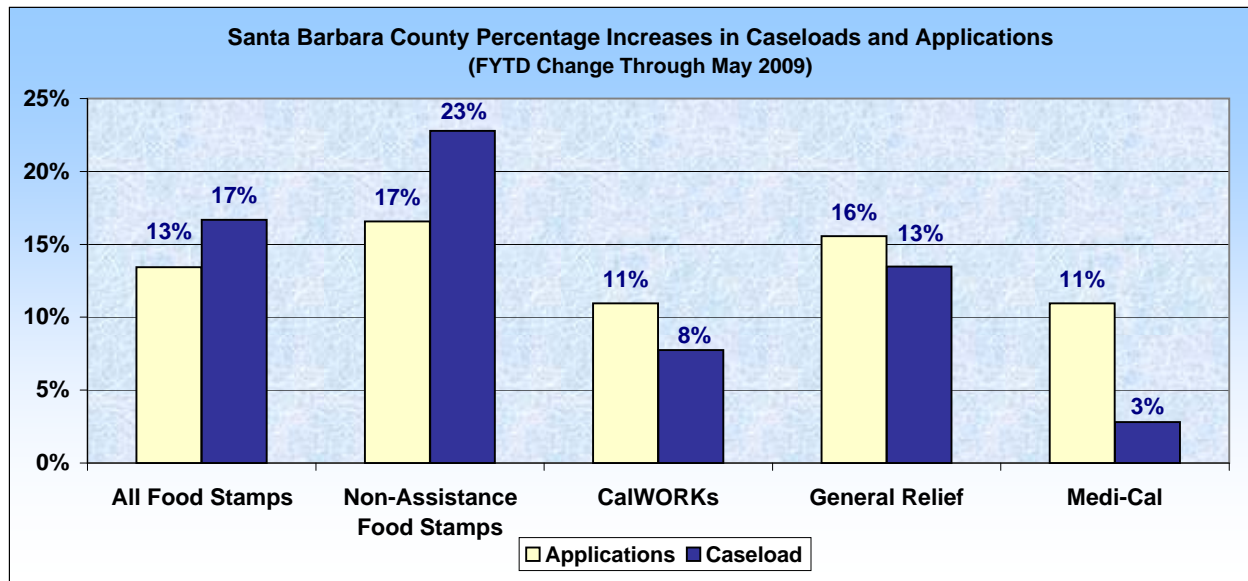
COUNTY OF SANTA BARBARA
DEPARTMENT OF SOCIAL SERVICES
SUMMARY OF PUBLIC ASSISTANCE TRENDS
LEADING INDICATORS OF COUNTY RECESSION IMPACTS
For Period July 2006 - May 2009
Monthly Report

SBC Unemployment Rates	FY 04/05	FY 05/06	FY 06/07	FY 07/08	FY 08/09
July	4.70%	4.20%	4.10%	4.40%	5.30%
Aug	4.30%	4.00%	3.90%	4.20%	5.50%
Sept	4.30%	4.10%	3.80%	4.20%	5.50%
Oct	4.50%	4.10%	3.70%	4.30%	5.80%
Nov	4.70%	4.40%	4.00%	4.50%	6.20%
Dec	4.90%	4.30%	4.20%	5.00%	7.10%
Jan	5.40%	4.60%	4.90%	5.40%	8.30%
Feb	5.20%	4.60%	4.70%	5.10%	8.30%
March	4.80%	4.40%	4.40%	5.20%	8.50%
April	3.90%	4.00%	4.00%	4.40%	7.60%
May	3.70%	3.50%	3.70%	4.50%	7.60%
June	4.10%	3.90%	4.20%	5.00%	
FY Average	4.54%	4.18%	4.13%	4.68%	6.88%



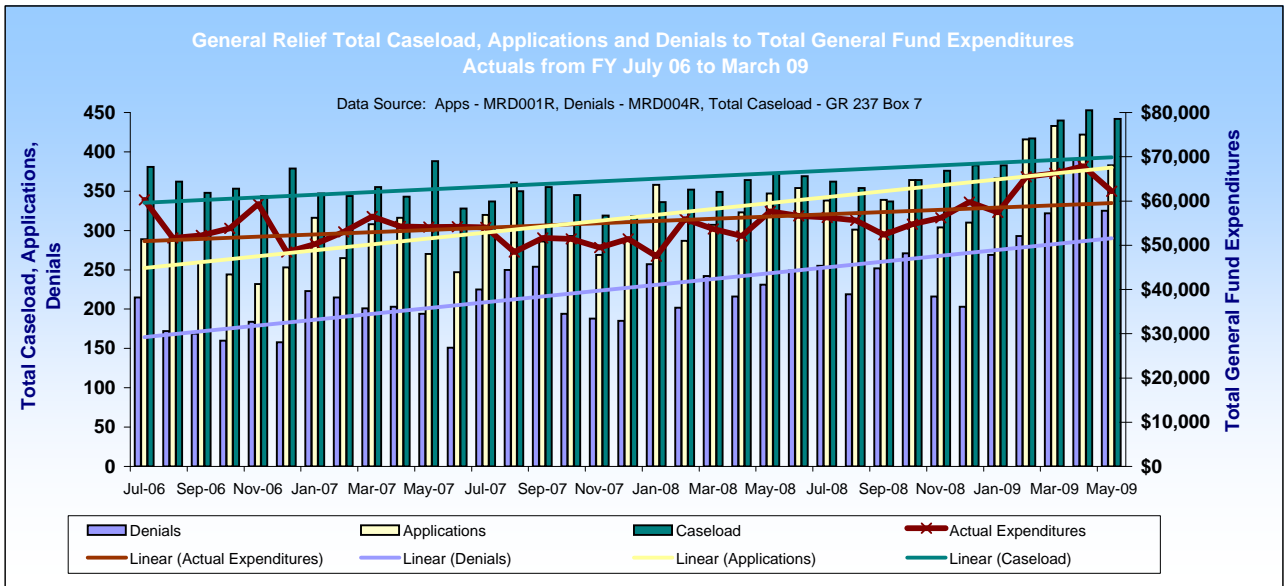
Data Source: EDD California Labor Market Information - Historical Data for Unemployment Rates in Santa Barbara County

The unemployment rate in Santa Barbara County was 7.6% in May 2009 compared to a revised 7.6% in April 2009, and above the year-ago estimate of 4.5%. This compares with an unadjusted unemployment rate of 11.2% for California and 9.1% for the nation during the same period. Historically, we see a drop in the unemployment rate in April and May with a subsequent upward trend that generally begins in June. Thus far, this trend is continuing even though we are in a recession.

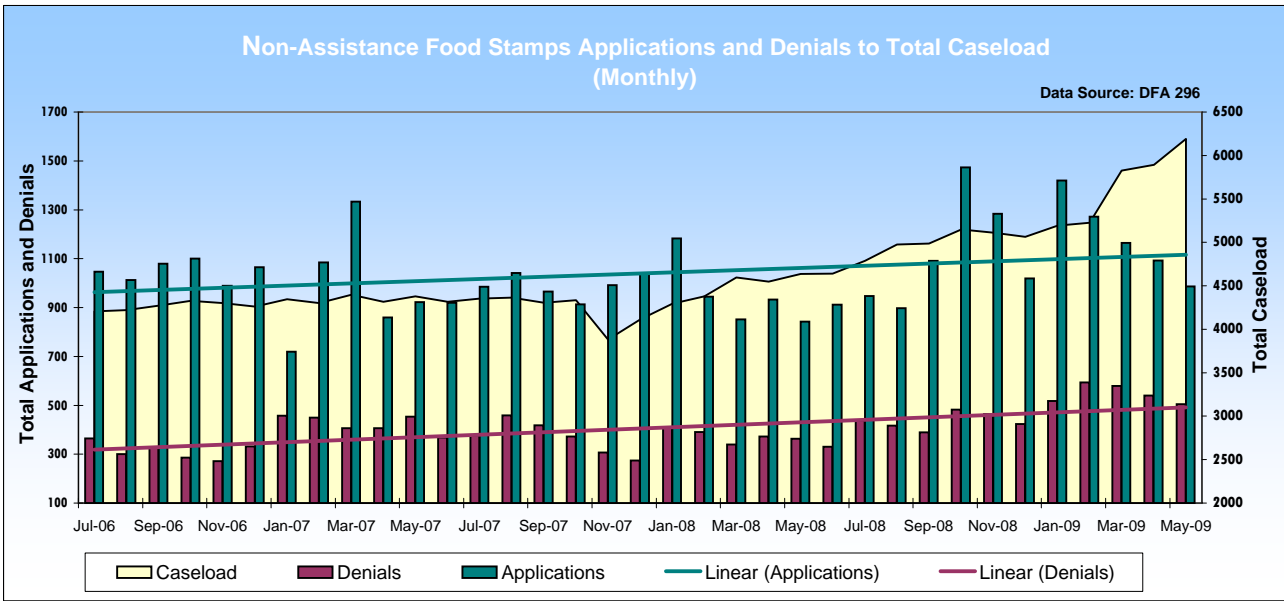


The declining economy continues to increase client demand for all of the income maintenance programs administered by the Department of Social Services. The increase in applications and caseload shows no signs of slowing. Caseloads increase in two ways: 1) by increasing the number of those who are newly eligible and apply for benefits, and 2) by delaying exit from these programs for current participants. Increases in applications is important to consider because applications must be processed, and work is required for both approved and denied applications. As a result, application increases has resulted in more workload for Eligibility Workers than the caseload increase alone might suggest.

SUMMARY OF PUBLIC ASSISTANCE TRENDS
LEADING INDICATORS OF COUNTY RECESSION IMPACTS

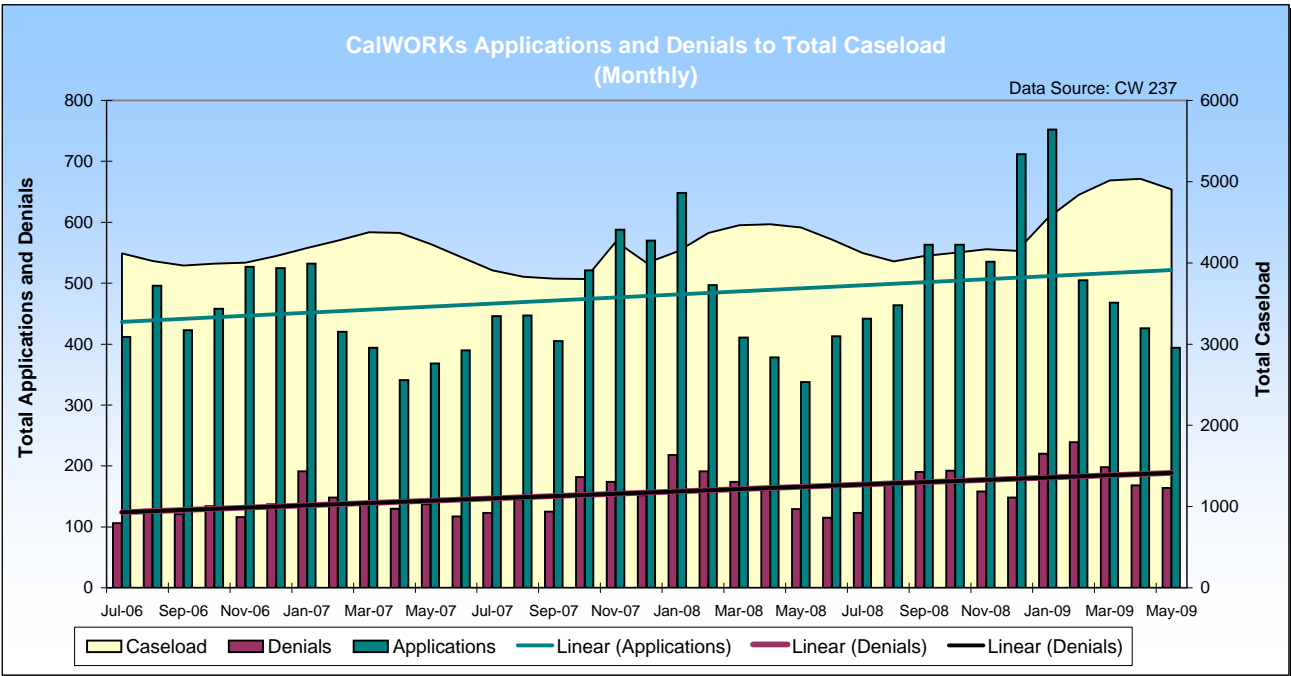


May 2009 General Relief caseload is up 70 cases from May 2008, a 18.8% increase, and overall General Relief caseload is up 14% for FYTD through May 2009. When comparing May 2008 to May 2009 General Relief demographics, we have seen a 41% growth in our GR clients in the 18-24 age group and a 6% increase in women eligible. Total expenditures are up 14% for the same time period. May 09 caseload is 442, the highest caseload experienced since May 06. Our GR employable caseload growth was flat through October 2008. However, due to the declining economy, as of May we have seen a **19% growth in employables**. The unemployables caseload remains relatively steady at a 5% growth. Employables are subject to the three month time limit for receiving aid, whereas, unemployables are not and can remain on aid. Expenditure increases can be attributed to both the caseload growth and to a 1% increase in cost per case in FY 08/09.



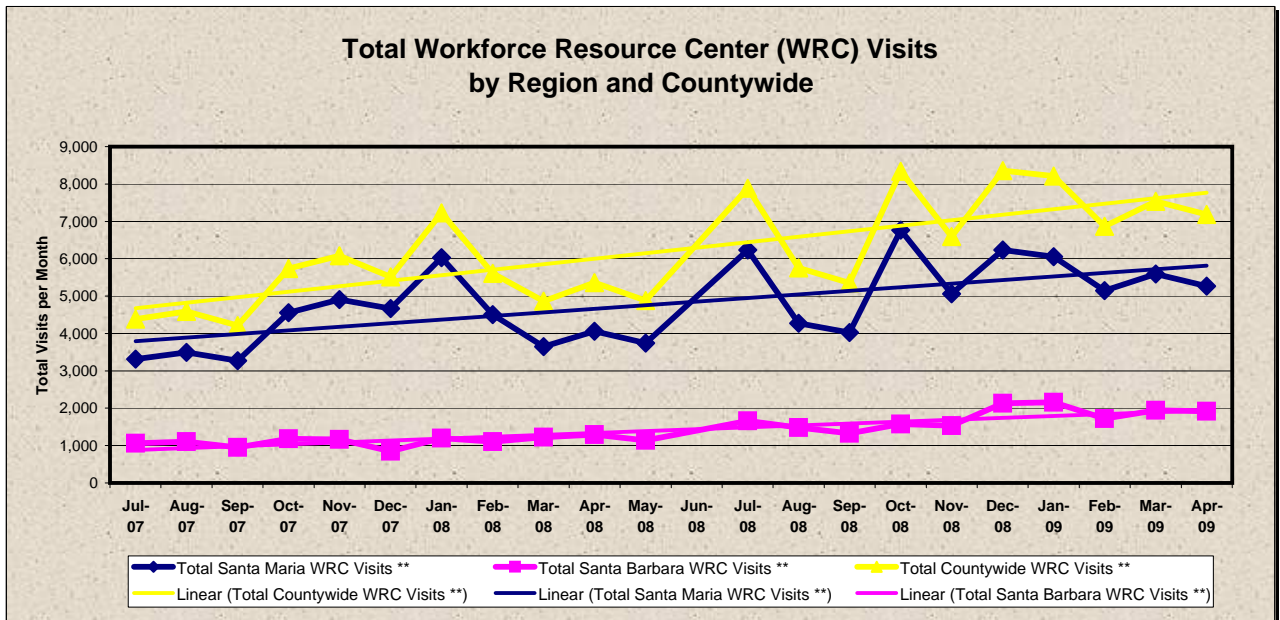
Non-Assistance Food Stamps (NAFS) are the first line of defense in the safety net and the program for which most applicants are eligible first. The unemployed and underemployed typically access this program first, as evidenced by the growth in both Food Stamp caseload and Santa Barbara County's unemployment rates illustrated in charts in this report. May 2009 NAFS Caseload is up by 1,552 cases from May 2008, a 33.5% increase, and overall NAFS caseload is up 23% for FYTD through May 09. **In May, NAFS caseload reached a historic 6,190 cases**, representing the highest NAFS caseload found in historical records that date back to August 1995.

**SUMMARY OF PUBLIC ASSISTANCE TRENDS
LEADING INDICATORS OF COUNTY RECESSION IMPACTS**



May 2009 CalWORKs ongoing caseload is up 469 cases from May 2008, a 10.6% increase, and overall CalWORKs caseload is up 8% for FYTD through May 2009. In addition, total applications for the same time period are up 11%. Denials are up 13% from the same time period. We are seeing more young families with parents under the age of 20. Both parents are present in the home and working, with young children under the age of 5.

In May 2008, there were 10,201 active CalWORKs persons, of which 8,186 were children. In May 2009, we had 11,378 active CalWORKs persons, of which 79.8% or 9,078 were children. This represents a 11.5% growth in active persons and a 10.9% growth in children. We have seen a 16.6% growth in children between the ages of birth to 5 years of age. Of our 9,078 CalWORKs children 4,280 (47%) are under the age of 5.



The Workforce Resource Center (WRC) is a one-stop employment connection that assists both job seekers and local employers via the Workforce Investment Act (WIA). The Santa Maria WRC is the primary One-Stop for Santa Barbara County and it has experienced in FYTD through May 2009, a 28.7% growth in overall visits, a 38.5% increase in unemployment and state disability insurance (SDI) visits and a 70.8% increase in resource room/Cal JOBS visits. The Santa Barbara WRC has experienced a 56.8% increase in overall visits, a 110% increase in unemployment and SDI visits, and a 49.1% increase in resource room/Cal JOBS visits.

**SUMMARY OF PUBLIC ASSISTANCE TRENDS
LEADING INDICATORS OF COUNTY RECESSION IMPACTS**

**RAPID RESPONSE - LAYOFFS/ BUSINESS CLOSURES
SANTA BARBARA COUNTY LWIA
July 1, 2008- June 30, 2009**

RR Activity Date	Orientation Status	Notification Date	Date Rec'd WRC staff	Company	Site	Affected Workers	# Attended	Occupation(s) Affected	Reason(s) for Off/Closure RR Status
4/1/2009	Completed	3/24/2009	3/24/2009	Den-Mat	Santa Maria	25	12	Dental Products	Downsizing
2/18/2009	Completed	2/10/2009	2/10/2009	Den-Mat	Santa Maria	40	18	Dental Products	Downsizing
1/12/2009	Completed	1/7/2008	1/7/2008	Den-Mat	Santa Maria	48	39	Dental Products	Downsizing
1/13/2009	Completed	12/23/2008	12/23/2008	DHL	Goleta	5	2	Overnight Express	Closure of Facility
11/21, 24 & 25/08	Completed	11/7/2008	11/7/2008	Linens N' Things	Santa Maria	26	11	Retail	Business Closure
11/21/2008	Completed	11/7/2008	11/7/2008	Circuit City	Santa Maria	40	10	Retail Electronics	Business Closure
11/13/2008	Completed	11/6/2008	11/6/2008	Den-Mat	Santa Maria	110	29	Dental Products	Downsizing
N/A	No response	11/4/2008	11/5/2008	Circuit City	Santa Barbara	59		Retail Electronics	Business Closure
N/A	No response	11/4/08 (6/2/08)	11/5/2008	Celite Corporation	Lompoc	39		Diatomaceous Earth Mining Company	Downsizing
10/3/2008	Completed	11/3/2008	11/3/2008	Mervyn's	Lompoc	80	21	Retail Sales	Business Closure
10/27/2008	Completed	11/3/2008	11/3/2008	Mervyn's	Santa Maria	85	21	Retail Sales	Business Closure
10/29/2008	Completed	10/14/2008	10/14/2008	Allergan Medical	Santa Barbara	12	10	Professional, Scientific and Technical Services	Distribution Department being outsourced
10/9/2008	Completed	9/8/2008	9/8/2008	General Electric	Goleta	10	7	Manufacturing	Downsizing
8/22/2008	Completed	8/18/2008	8/18/2008	Den-Mat	Santa Maria	35	6	Dental Products	Downsizing
N/A	No response	7/28/2008	7/28/2008	Raytheon	Goleta Branch	1		Engineering	Closure of Facility
Totals						615	186		
WARN Received									
Source- (Non-WARN) Published Announcement; Direct Contact by Employer, or outreach by EDD/WIA staff									

Above is a listing of Worker Adjustment and Retraining Notifications (WARN) notices received by the Local WIA program for business closures and/or anticipated layoffs for the period of July 1, 2009 through June 30, 2009. To date, scheduled layoffs will affect at least 631 people and their families in Santa Barbara County.