

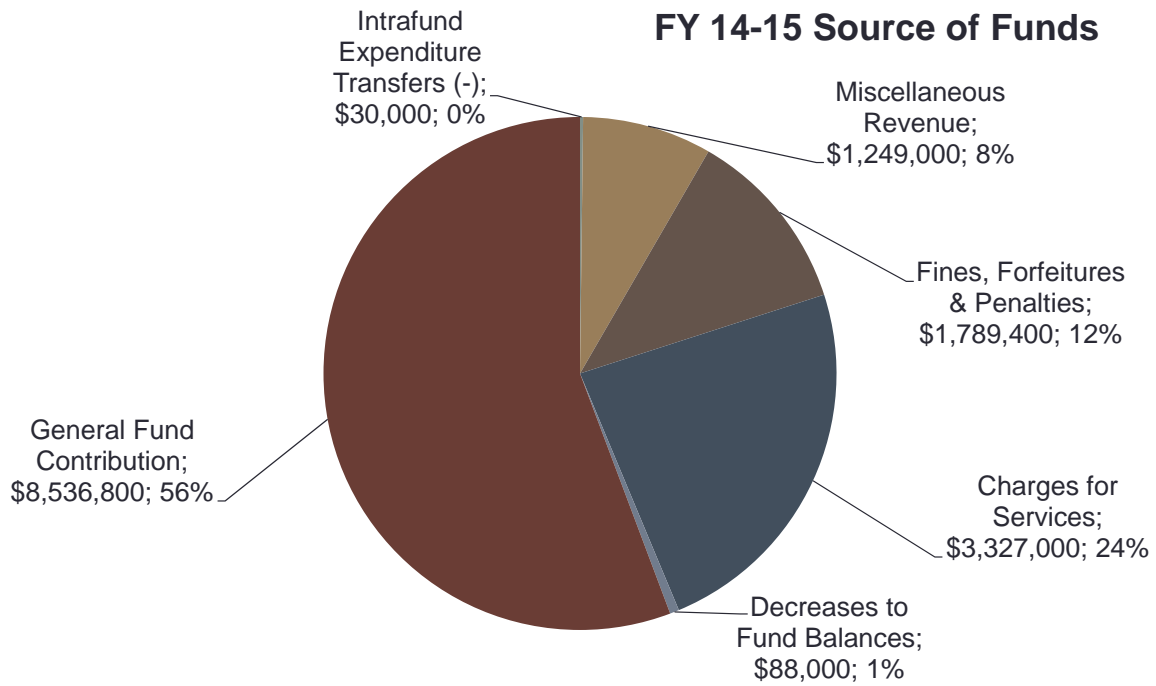
2014-2016 BUDGET WORKSHOP

Court Special Services

Court Special Services Summary

- ∂ Total Budget
 - ∂ Operating \$15,243,600
 - ∂ Capital \$0
 - ∂ General Fund Contribution \$8,536,800
 - ∂ Use of One Time Funds \$0
 - ∂ FTE's -0- (FTEs are Court Employees)
 - ∂ Service Level Reductions \$0
 - ∂ Expansion Requests \$0

Court Special Services



Court Special Services

GFC 5 Year Summary



Court Special Services

5 Year Summary Use of One-Time

Department has no use of one time funding

Court Special Services

FY 2013-14 Anticipated Accomplishments

- Grand Jury: Recruited, selected and retained a Civil Grand Jury to review the operations of numerous government agencies, cities and districts throughout Santa Barbara County.

Court Special Services

FY 2013-14 Anticipated

Accomplishments (Continued)

- Court Special Services
 - Collection of Delinquent Revenue Cumulative \$8.7 million
 - Enhanced Collection Unit collected \$6.2 million
 - Franchise Tax Board Court Ordered Debt and Alliance One \$2.4 million
 - In fiscal year 2012-2013 the court referred \$21.3 million to the Enhanced Collection Unit which we are currently collecting on
 - Collection Program Cost Recovery
 - Program reimbursement revenue was \$1.2 million

Court Special Services

FY 2013-14 Anticipated

Accomplishments (Continued)

- Conflict Defense Representation

The court worked diligently with Judicial Officers to reduce Court Ordered Attorney costs associated with Adult Conflict Defense cases by reviewing with them hourly rates, investigator costs, and ancillary costs to keep Court appointed attorneys in compliance with Court Orders.

Court Special Services

FY 2014-15 Objectives

- Civil and Criminal Grand Jury
 - Government oversight
 - Investigation into citizen complaints by the Civil Grand Jury
 - Determination of whether evidence presented by the district attorney is of a sufficient nature to warrant a person to stand trial in court when a Criminal Grand Jury is impaneled.

Court Special Services

FY 2014-15 Objectives

- Court Special Services
 - Enhanced Collections
 - Continue work with the County on Memorandum of Understanding (MOU) that implements and enhances the collection of court-ordered debt and other monies owed under a court order.
- Conflict Defense Representation
 - Conflict Defense for Indigent Defendants
 - To continue to protect the rights and liberties guaranteed by the Constitutions of California and the United States by providing defense of indigent defendants when the public defender has determined there is a conflict of interest.

Court Special Services

FY 2015-16 Objectives

- To continue to administer services for the Santa Barbara County in the following areas:
 - Civil and Criminal Grand Jury
 - Court Administered Dispute Resolution (CADRe)
 - Juvenile Justice Commission/Delinquency Prevention Commission
 - Pre-Trial (Own Recognizance and Jail Overcrowding) Services
 - Enhanced Revenue Collection
 - Conflict Defense Services

Department Name

Performance Measures

Description	2012-13 Actual	FY 13-14 Est. Actual	FY 14-15 Recommended
Non-warrant bookings reviewed within 48 hours for probable cause	3,061 out of 3,061	3,362 out of 3,362	3,100 out of 3,100
Detainees eligible for release on own recognizance interviewed w/in 24 hrs of being booked	15,730 out of 15,730	16,528 out of 16,528	16,200 out of 16,200
Detainees released on own recognizance that fail to appear in court	3 out of 547	11 out of 558	11 out of 600
Qualified cases resolved through alternative dispute resolution process	224 out of 352	225 out of 326	224 out of 320

Department Name

Performance Measures Continued

Description	2012-13 Actual	FY 13-14 Est. Actual	FY 14-15 Recommended

Court Special Services

Service Level Reductions

NONE

Court Special Services

FY 14-15 Immerging Issues

Conflict Defense Attorney Services

- The court administers a contract for criminal defense with a consortium of attorneys when the public defender declares a conflict.
- Costs can go up when the number of defendants to be represented exceed contractual limits or the attorneys within the contract declare a conflict.
- Due to an increase in multiple defendant cases during FY 2013-14 the cost of conflict defense attorney services may increase in FY 2014-15 when these cases go to trial.

Court Special Services

Summary

- Continue relationship between County and Court to help administer access to justice in a fair, effective, and impartial manner while maintaining independence to protect the rights and liberties guaranteed by the Constitutions of California and the United States.

Court Special Services




Court Special Services

Budget & Full-Time Equivalents (FTEs) Summary

Operating	\$	15,243,600
Capital	\$	-
FTEs		-

Budget Programs Chart



Staffing Trend

Court Special Services Department has no County employees. All positions are Superior Court employees.

Court Special Services

Mission Statement

Santa Barbara County Court Special Services supports the efforts of the Santa Barbara Superior Court, whose mission is to resolve disputes arising under the law in a fair, accessible, effective, timely and efficient manner, to interpret and apply the law consistently, impartially, and independently, and to protect the rights and liberties guaranteed by the Constitutions of California and the United States.

Department Description

With the passage of the Lockyer-Isenberg Trial Court Funding Act of 1997 (AB 233), the primary responsibility for funding Court operations shifted from the County to the State. As a result of this shift, the County is required to make a Maintenance of Effort (MOE) financial contribution to the State for court funding, which is fixed by statute and determined using the County's Fiscal Year (FY) 1994-95 base year expenditures. Along with the shift of financial responsibility, most of the Court's operating budget also shifted to the State. The budget presented here for Court Special Services includes the County's obligation for funding the annual MOE contribution to the State of \$10.5 million. This contribution is comprised of \$8.5 million in General Funds and approximately \$2.0 million from County's share of Fees, Fines & Penalties. Court Special Services are budgeted in three Programs: Grand Jury, Court Special Services, and Conflict Defense. The Grand Jury is comprised of both the Civil and Criminal Grand Jury programs. Court Special Services are comprised of Court Administered Dispute Resolution (CADRe), Juvenile Justice Commission/Delinquency Prevention Commission, Pre-Trial (Own Recognizance and Jail Overcrowding) Services, and Enhanced Revenue Collection programs. Conflict Defense is comprised of Alternate Public Defender/Conflict Defense Services.

In FY 2002-03, County funded programs and various grants were removed from the Court Special Services operating budget to the Court operating budget. The transfer resulted from

Senate Bill 2140 defining "trial court employee" as any employee subject to the Court's right to control the manner and means of his/her work and is paid from the Court's budget regardless of the funding source. The County funded programs transferred included Enhanced Revenue Collections, Pre-Trial Services (Own Recognizance and Jail Overcrowding), and Court Administered Dispute Resolution (CADRe). The transfer enables the Court to manage all aspects of employees administering County funded Court programs. The County continues to be charged costs associated with the transferred programs and records the charges within the Court Special Services operating budget in a line item entitled "Contractual Services." The transfer resulted in a decrease of staff from 28 for FY 2002-03 to zero for subsequent fiscal years.

This change affects the way in which certain revenues and expenditures are reported. In previous fiscal years, County funded Court programs were administered by the Court, yet all administration and salary and benefit costs related to the County funded Court programs were recorded within the Court Special Services operating budget as part of the County operating budget. In FY 2003-04, these County funded Court programs were moved into a Court administered fund under the control of the Court. All related administration and salary and benefit costs from that date forward are recorded within the Court's operating budget.

SB 1732, effective January 1, 2003, defined the terms of the transfer of title and/or responsibility from the counties to the State for court facilities. In addition, SB 1732 outlined the funding for future construction and/or repair of court facilities. Subsequently, SB 10, effective January 1, 2007 clarified seismic related issues that had impeded building transfers from the County to the State. In 2007 and 2008, the Board of Supervisors approved the transfer of title and responsibility for the Jury Assembly Building, the Santa Barbara Juvenile Court and the Figueroa Division Courthouse to the State of California. In December 2008, the Board of Supervisors approved Court Facility Transfer Agreements and Joint Occupancy Agreements between Santa Barbara County and Administrative

Court Special Services

Office of the Courts (AOC) for the various Court facilities located in northern Santa Barbara County.

In FY 2005-06, Assembly Bills 139 and 145 changed the way certain fines and civil fee revenues are budgeted and recorded within the Court Special Services operating budgets. In FY 2005-06, the AOC and California State Association of Counties (CSAC) agreed on a permanent buyout of these fines and fees through a reduction of the Fine and Forfeiture Maintenance of Effort (MOE) payment made each year by the County of Santa Barbara to the State of California. These fees are now deposited into the State Trial Court Trust Fund.

2013-14 Anticipated Accomplishments

Grand Jury

Recruitment of the Civil Grand Jury

In FY 2013-14 the Court recruited, selected and retained a Civil Grand Jury to review the operations of numerous government agencies, cities, and districts throughout Santa Barbara County.

Court Special Services

Collection of Delinquent Revenue

The Court continues to refine its process for collecting delinquent fees and fines. The Court referred \$21.3 million in delinquent debt to the Enhanced Collections Unit in FY 2012-13. In FY 2013-14 the Court's Enhanced Collections Unit collected \$6.2 million and outside collection agencies, including the Franchise Tax Board Court Ordered Debt and Alliance One collected \$2.4 million for a combined total of \$8.7 million in delinquent revenues collected.

Collection Program Cost Recovery

The Court has developed a cost recovery process where the County implemented PC 1463.007 "Deduction by Counties and Courts of Costs of Operating Program to Collect Delinquent Fees, Fines, Forfeitures, Penalties and Assessments."

The program reimbursement revenue from the State for FY 2013-14 was \$1.2 million. This revenue is reported in Miscellaneous Revenue.

Conflict Defense Representation

Reduced Court Ordered Attorneys Cost

The Court worked diligently with Judicial Officers to reduce Court Ordered Attorney costs associated with Adult Conflict Defense cases by reviewing with them hourly rates, investigator costs, and ancillary costs to keep Court appointed attorneys in compliance with Court Orders.

2014-16 Objectives

Grand Jury

Functions of the Civil and Criminal Grand Jury

The Santa Barbara County Grand Jury will continue its three predominant functions:

- Government oversight, as well as,
- Investigation into citizen complaints by the Civil Grand Jury, and
- Determination of whether evidence presented by the district attorney is of a sufficient nature to warrant a person to stand trial in court when a Criminal Grand Jury is impaneled.

Court Special Services

Enhanced Collections

Court Special Services will begin development of a written Memorandum of Understanding (MOU) with the County that implements and enhances the collection of court-ordered debt and other monies owed under a court order.

Court Special Services

Conflict Defense Representation

Conflict Defense for Indigent Defendants

The Conflict Defense Program will protect the rights and liberties guaranteed by the Constitutions of California and the United States by providing defense of indigent defendants when the Public Defender has determined there is a conflict of interest.

*Changes & Operational Impact:
2013-14 Adopted to
2014-15 Recommended*

Staffing

- Not applicable as employees in this Department are employed by the State.

Expenditures

- Net increase of \$9,300;
 - \$12,400 increase in Services and Supplies due to an increase in Contractual Services and an increase in Court Attorney Fees for court appointed attorneys of indigent defendants.
 - \$2,800 increase in Other Charges due to an increase in excess revenue split with the State of California per Government Code (GC) 77201.1.

These changes result in recommended operating expenditures of \$15,243,600, non-operating expenditures of \$76,600, resulting in total expenditures of \$15,320,200. Non-operating expenditures primarily include capital assets, transfers, and increases in fund balances.

Revenues

- Net operating revenue increase of \$11,600:

- \$71,700 increase in Charges for Services due to an increase in administrative services, collection fees, family mediation fees and bank charges. There was a decrease in traffic school fees collected due to a decrease in citations issued and a decrease in defendants signing up for traffic school.
- \$-54,300 decrease in Fines and Forfeitures due to fewer traffic citations being written as a result of staff reductions in patrol officers being reassigned to higher priority activities.

- Net non-operating revenue remained relatively constant, decreasing by \$2,300.

These changes result in recommended operating revenues of \$6,665,400, non-operating revenues of \$8,654,800, resulting in total revenues of \$15,320,200. Non-operating revenues primarily include General Fund Contribution (\$8,536,800), transfers and decreases to fund balances.

*Changes & Operational Impact:
2014-15 Recommended to
2015-16 Proposed*

No significant changes.

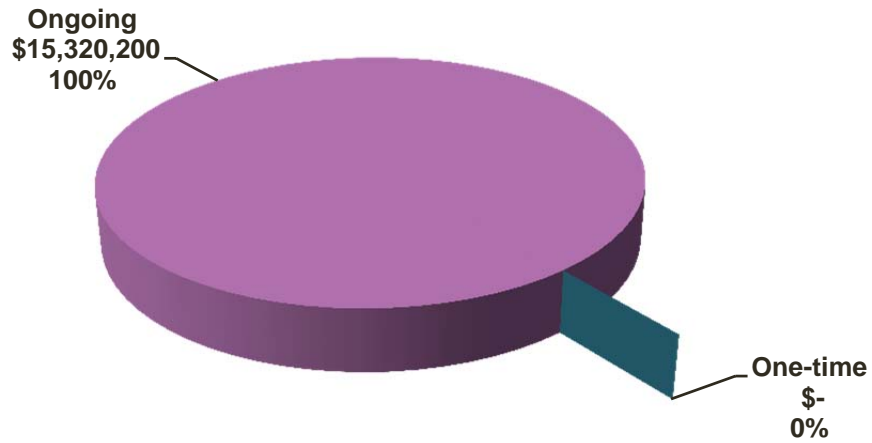
Related Links

For more information on the Court's Office and the County Grand Jury, refer to the Web sites at www.sbcourts.org and www.sbcgj.org

Court Special Services

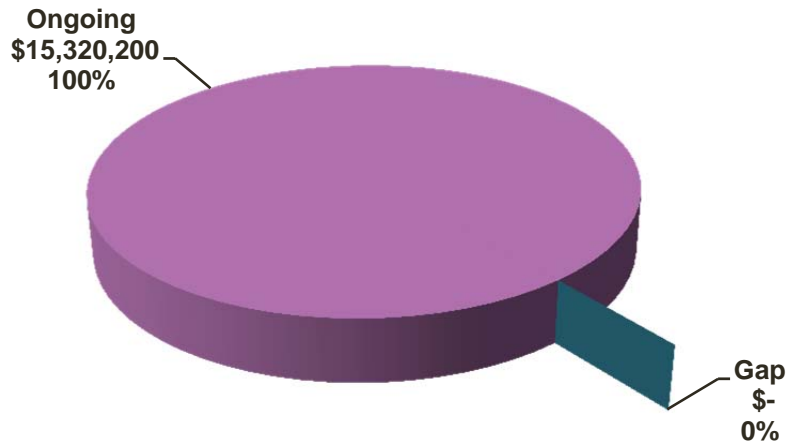
Gap Charts

FY 2014-15 Recommended Budget



The FY 2014-15 Recommended Budget is balanced and does not rely on one-time sources to fund any of the Department's ongoing operations.

FY 2015-16 Proposed Budget



The FY 2015-16 Proposed Budget is balanced and does not rely on one-time sources to fund any of the Department's ongoing operations.

Court Special Services

<u>Description</u>	<u>FY 2011-12 Actual</u>	<u>FY 2012-13 Actual</u>	<u>FY 2013-14 Est. Actual</u>	<u>FY 2014-15 Recommended</u>	<u>FY 2015-16 Proposed</u>
--------------------	------------------------------	------------------------------	-----------------------------------	-----------------------------------	--------------------------------

Court Special Services:					
Percent and amount of non-warrant bookings reviewed within 48 hours for probable cause.	100% 3,336	100% 3,061	100% 3,362	100% 3,100	100% 3,100
Percent and amount of detainees eligible for release on their own recognizance/reduced bail interviewed within 24 hours of being booked into jail to reduce overcrowding. Based on number of bookings.	100% 17,562	100% 15,730	100% 16,528	100% 16,200	100% 16,200
Percent and amount of detainees released on their own recognizance/reduced bail that fail to appear in court.	.8% 6/725	.5% 3/547	2% 11/558	2% 11/600	2% 11/600
Percent and amount of qualified cases resolved through alternative dispute resolution process.	55% 243/441	65% 224/352	69% 225/326	70% 224/320	70% 224/320 320

Court Special Services

Budget Overview

Staffing By Budget Program	2012-13 Actual	2013-14 Adopted	Change from FY13-14 Ado to FY14-15 Rec	2014-15 Recommended	2015-16 Proposed
Total	-	-	-	-	-
Budget By Budget Program					
Grand Jury	\$ 210,943	\$ 230,187	\$ 1	\$ 230,188	\$ 230,187
Court Special Services	12,838,937	12,749,119	(442)	12,748,677	12,749,684
Conflict Defense Representation	2,306,551	2,249,097	15,638	2,264,735	2,263,729
Total	\$ 15,356,430	\$ 15,228,403	\$ 15,197	\$ 15,243,600	\$ 15,243,600
Budget By Categories of Expenditures					
Services and Supplies	\$ 4,829,387	\$ 4,888,343	\$ 12,391	\$ 4,900,734	\$ 4,900,734
Other Charges	10,527,044	10,340,060	2,806	10,342,866	10,342,866
Total Operating Expenditures	15,356,430	15,228,403	15,197	15,243,600	15,243,600
Increases to Fund Balances	86,461	82,511	(5,911)	76,600	76,600
Fund Balance Impact (+)	-	-	-	-	-
Total	\$ 15,442,891	\$ 15,310,914	\$ 9,286	\$ 15,320,200	\$ 15,320,200
Budget By Categories of Revenues					
Fines, Forfeitures, and Penalties	\$ 1,774,954	\$ 1,843,650	\$ (54,250)	\$ 1,789,400	\$ 1,789,400
Use of Money and Property	3,683	6,800	(3,800)	3,000	3,000
Charges for Services	3,476,663	3,555,350	71,650	3,627,000	3,627,000
Miscellaneous Revenue	1,351,979	1,248,000	(2,000)	1,246,000	1,246,000
Total Operating Revenues	6,607,278	6,653,800	11,600	6,665,400	6,665,400
Other Financing Sources	195,000	-	-	-	-
Intrafund Expenditure Transfers (-)	26,008	30,000	-	30,000	30,000
Decreases to Fund Balances	76,562	88,000	-	88,000	88,000
General Fund Contribution	8,536,760	8,536,800	-	8,536,800	8,536,800
Fund Balance Impact (-)	1,283	2,314	(2,314)	-	-
Total	\$ 15,442,891	\$ 15,310,914	\$ 9,286	\$ 15,320,200	\$ 15,320,200