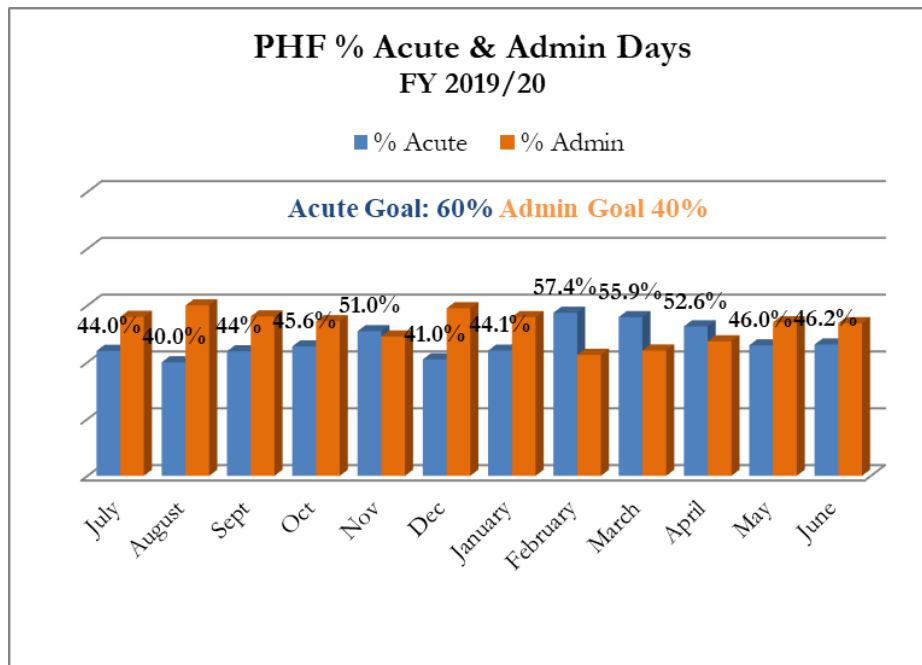




**PHF UR STATUS REPORT FOR JULY 2020 (June Data)**

*"Of all PHF days, what percent were acute and what % were administrative?"*

Days	July	August	Sept	Oct	Nov	Dec	January	February	March	April	May	June	AVG
Acute	157	174	136	165	134	179	152	170	195	150	142	92	153.8
Admin	204	269	174	197	129	262	193	126	154	135	167	107	176.4
<b>TOTAL</b>	<b>361</b>	<b>443</b>	<b>310</b>	<b>362</b>	<b>263</b>	<b>441</b>	<b>345</b>	<b>296</b>	<b>349</b>	<b>285</b>	<b>309</b>	<b>199</b>	<b>330.3</b>
	July	August	Sept	Oct	Nov	Dec	January	February	March	April	May	June	
% Acute	44.0%	40.0%	44%	45.6%	51.0%	41.0%	44.1%	57.4%	55.9%	52.6%	46.0%	46.2%	47.3%
% Admin	56.0%	60.0%	56%	54.4%	49.0%	59.0%	55.9%	42.6%	44.1%	47.4%	54.0%	53.8%	52.7%



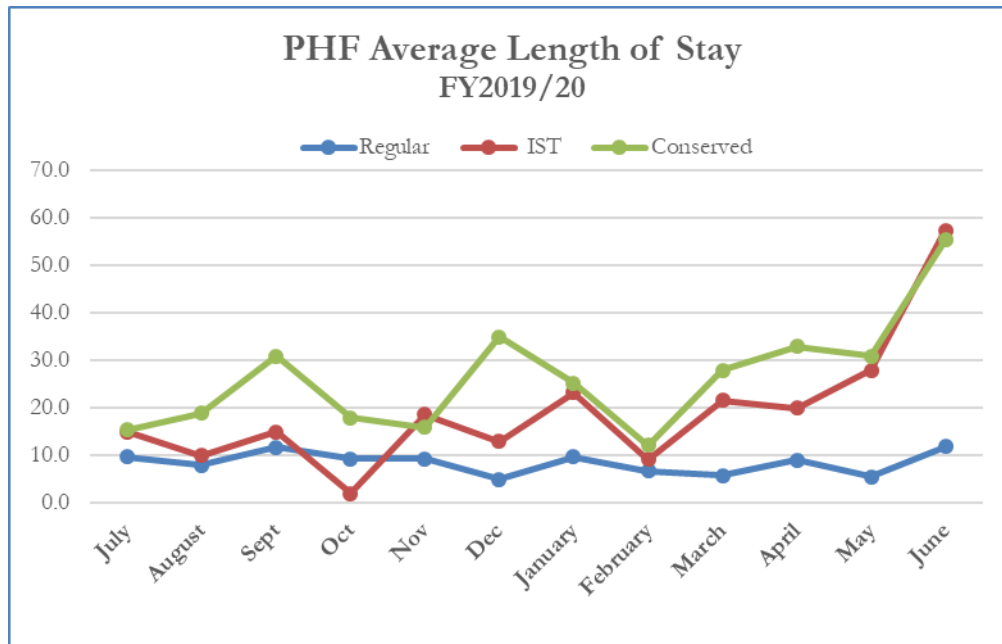
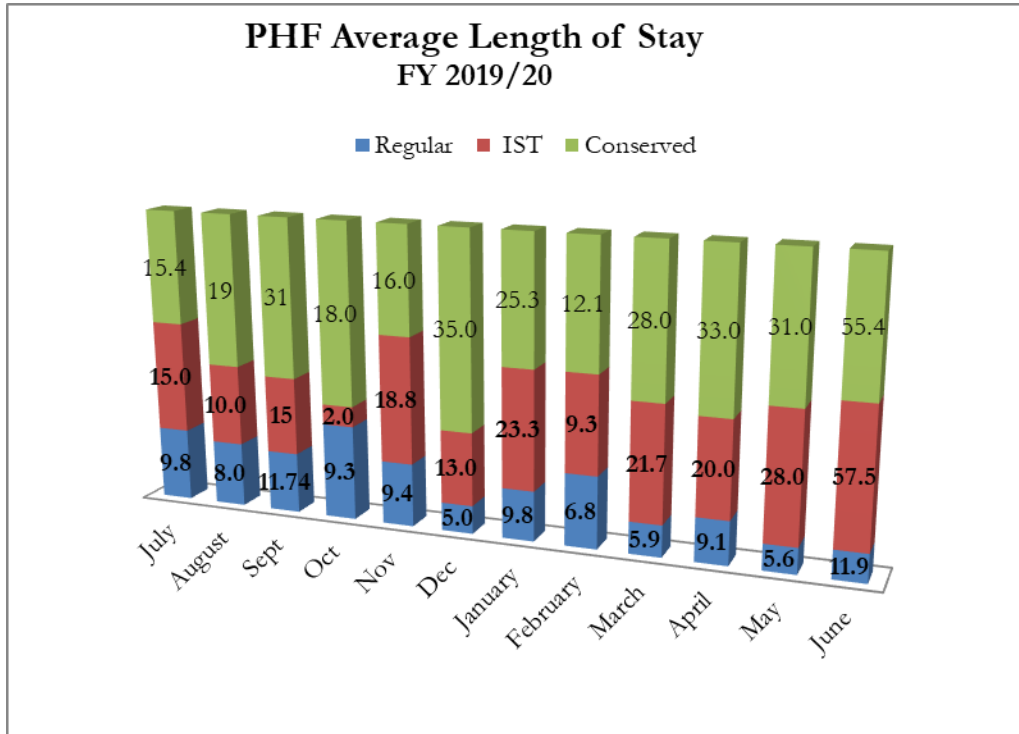
*"Of all PHF ACUTE days, what percent were approved?"*

Acute Days	July	August	Sept	Oct	Nov	Dec	January	February	March	April	May	June	AVG
Approved	153	160	119	140	133	161	137	161	172	130	138	80	140.3
Denied	4	14	17	25	1	18	13	9	23	20	4	12	13.3
<b>TOTAL</b>	<b>157</b>	<b>174</b>	<b>136</b>	<b>165</b>	<b>134</b>	<b>179</b>	<b>150</b>	<b>170</b>	<b>195</b>	<b>150</b>	<b>142</b>	<b>92</b>	<b>153.7</b>
	July	August	Sept	Oct	Nov	Dec	January	February	March	April	May	June	
% Approved	97.0%	92.0%	88.0%	84.8%	99.3%	90.0%	91.3%	94.7%	88.2%	86.7%	97.2%	87.0%	91.3%



*"Does PHF LOS differ by type of inpatient - Regular, IST or Conserved?"*

Average LOS	July	August	Sept	Oct	Nov	Dec	January	February	March	April	May	June	AVG
Regular	9.8	8.0	11.74	9.3	9.4	5.0	9.8	6.8	5.9	9.1	5.6	11.9	8.5
IST	15.0	10.0	15	2.0	18.8	13.0	23.3	9.3	21.7	20.0	28.0	57.5	19.5
Conserved	15.4	19	31	18.0	16.0	35.0	12.1	28.0	33.0	31.0	31.0	55.4	26.6



**Administrative Status (AS) Non-Bill Type (# of notes)**

Home	49
Shelter	0
Non-Augmented B&C	0
Hotel	0
Sober Living	0
< Acute	3
< Documentation	1

**Of conserved patients discharged this month, where did they discharge to?**

IMD-	2
Augmented B&C-	2
Non-Augmented B&C-	1
State Hospital-	0
CRT-	0
Home-	0
<b>Total Discharged:</b>	<b>5</b>

**What type of conservatees were at the PHF this month?**

NON-MURPHY	8
-1-year: 6	
- T-Con: 2	
MURPHY	0
<b>Total:</b>	<b>8</b>