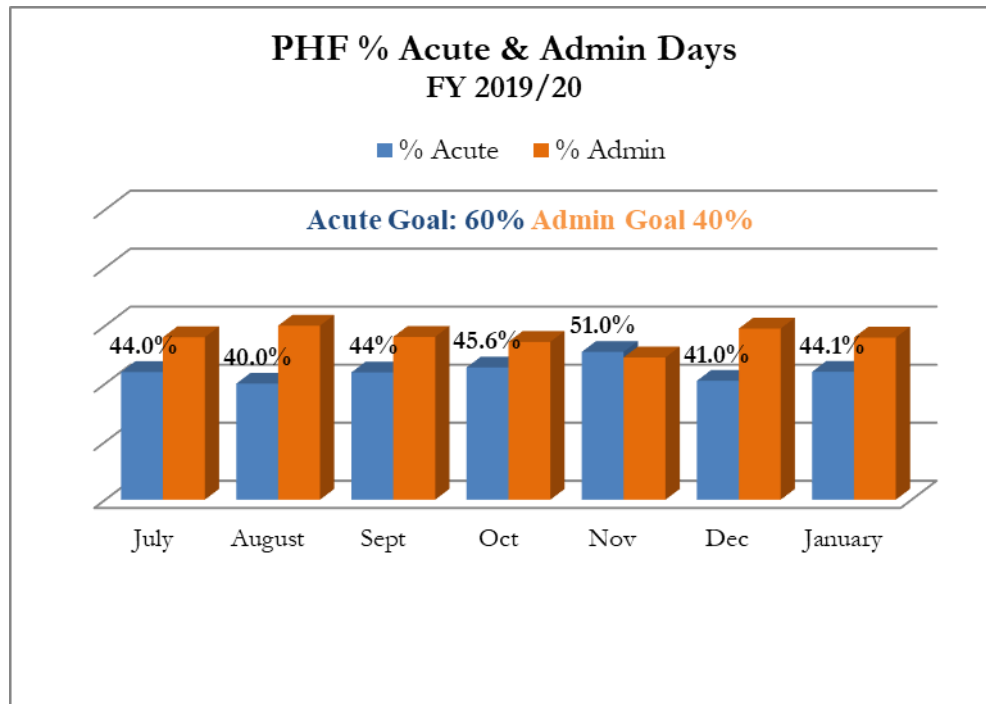




PHF UR STATUS REPORT FOR FEBRUARY 2020 (Jan 2020 Data)

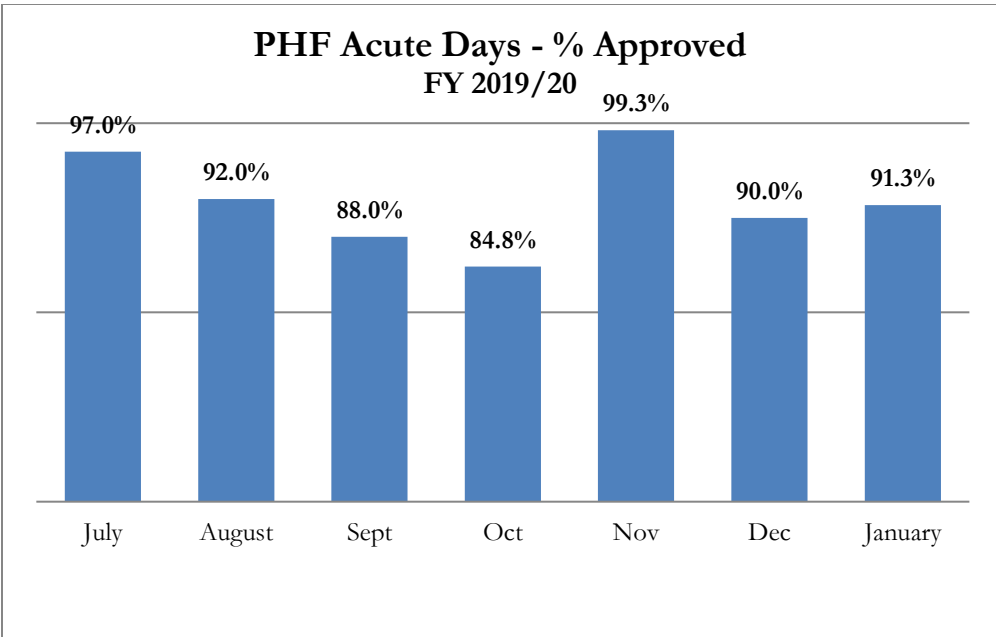
"Of all PHF days, what percent were acute and what % were administrative?"

Days	July	August	Sept	Oct	Nov	Dec	January	February	March	April	May	June	AVG
Acute	157	174	136	165	134	179	152						156.7
Admin	204	269	174	197	129	262	193						204.0
TOTAL	361	443	310	362	263	441	345						360.7
	July	August	Sept	Oct	Nov	Dec	January	February	March	April	May	June	
% Acute	44.0%	40.0%	44%	45.6%	51.0%	41.0%	44.1%						44.2%
% Admin	56.0%	60.0%	56%	54.4%	49.0%	59.0%	55.9%						55.8%



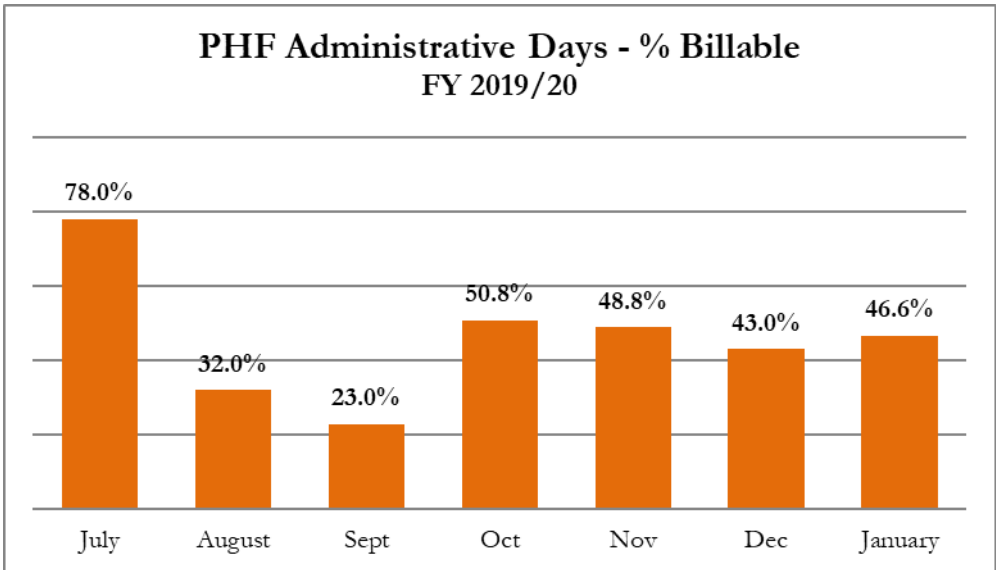
"Of all PHF ACUTE days, what percent were approved?"

Acute Days	July	August	Sept	Oct	Nov	Dec	January	February	March	April	May	June	AVG
Approved	153	160	119	140	133	161	137						143.3
Denied	4	14	17	25	1	18	13						13.1
TOTAL	157	174	136	165	134	179	150						156.4
	July	August	Sept	Oct	Nov	Dec	January	February	March	April	May	June	
% Approved	97.0%	92.0%	88.0%	84.8%	99.3%	90.0%	91.3%						91.8%



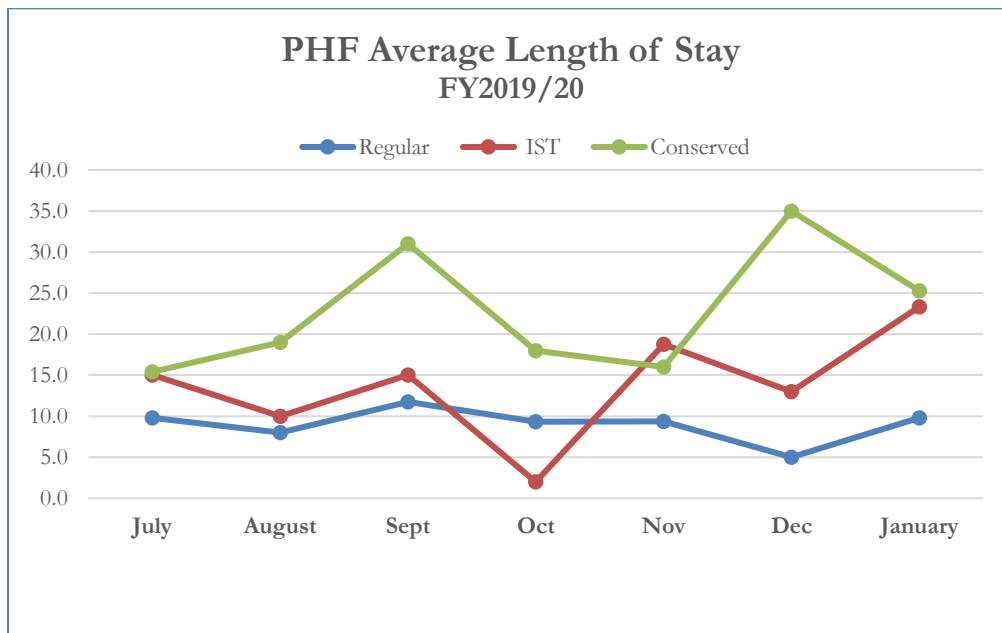
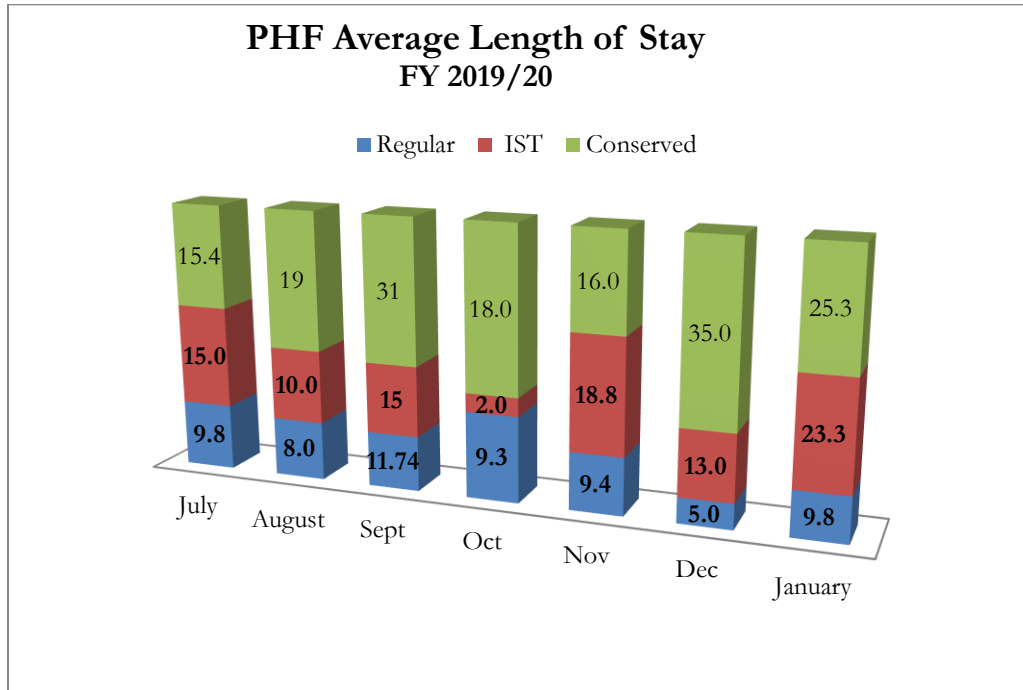
"Of all PHF ADMINISTRATIVE days, what percent were billable?"

Administrative Days													
	July	August	Sept	Oct	Nov	Dec	January	February	March	April	May	June	AVG
Billable	90	85	40	100	63	113	90						83.0
Non-Billable	114	184	134	97	66	149	103						121.0
TOTAL	204	269	174	197	129	262	193						204.0
% Billable	78.0%	32.0%	23.0%	50.8%	48.8%	43.0%	46.6%						46.0%



"Does PHF LOS differ by type of inpatient - Regular, IST or Conserved?"

Average LOS	July	August	Sept	Oct	Nov	Dec	January	February	March	April	May	June	AVG
Regular	9.8	8.0	11.74	9.3	9.4	5.0	9.8						9.0
IST	15.0	10.0	15	2.0	18.8	13.0	23.3						13.9
Conserved	15.4	19	31	18.0	16.0	35.0	25.3						22.8



January-
 IST LOS since admission: 28 days
 Cons LOS since admission: 30.89 days

CORRECTED

Administrative Status (AS) Non-Bill Type, December 2019 (# of notes)

Home	44
Shelter	0
Non-Augmented B&C	0
Hotel	0
Sober Living	0
< Acute	0
< Documentation	79

AS Non-Bill Type, January 2020 (# of notes)

Home	16
Shelter	2
Non-Augmented B&C	7
Hotel	0
Sober Living	5
< Acute	9 (i.e. admitted as non-acute)
< Documentation	56 (i.e. discharge plan unclear)

Of conserved patients discharged this month, where did they discharge to?

IMD	5
Augmented B&C	3
Non-Augmented B&C	1
State Hospital	0
Homeless shelter	0
CRT	0
Total Discharged	9